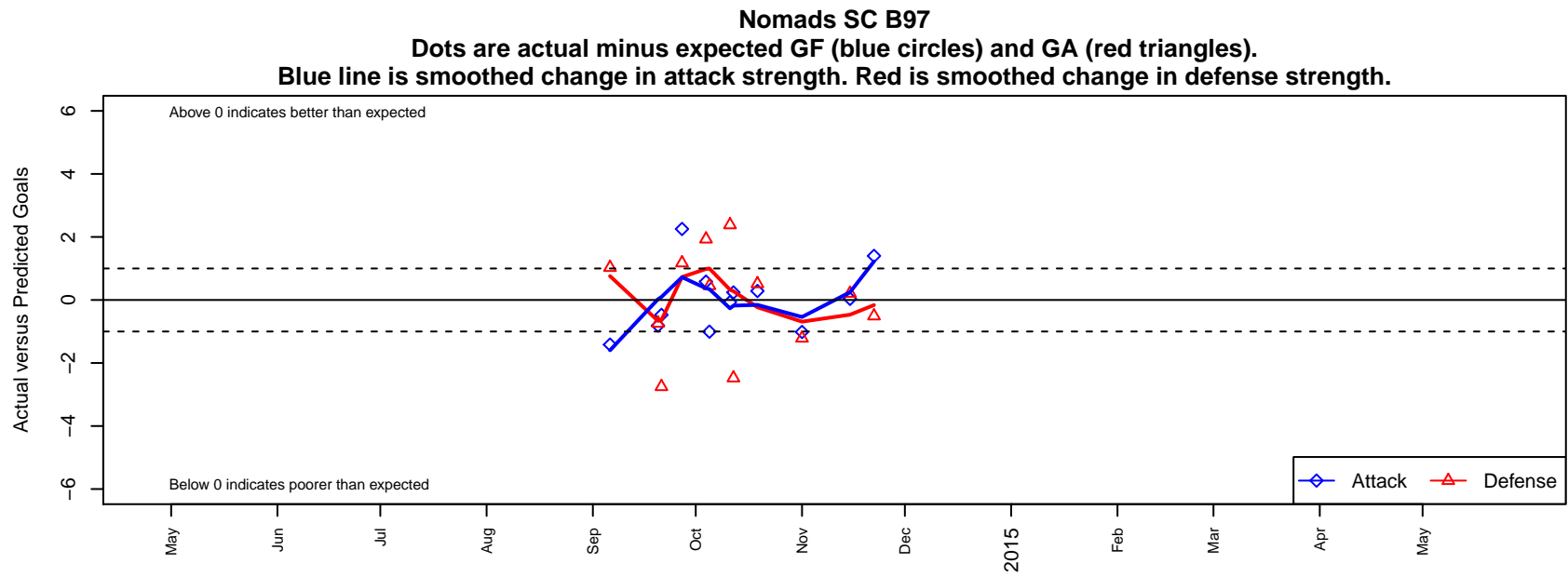


Nomads SC B97

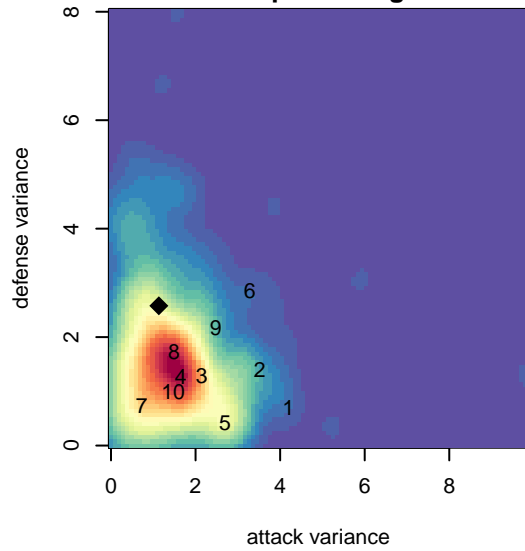
, CAS
B97 total strength=1770
attack=34.34 defense=24.22
fall league = SCDL FI1 U17
notes= Armstrong 2013

alt names used:
Nomads SC BU17 Premier

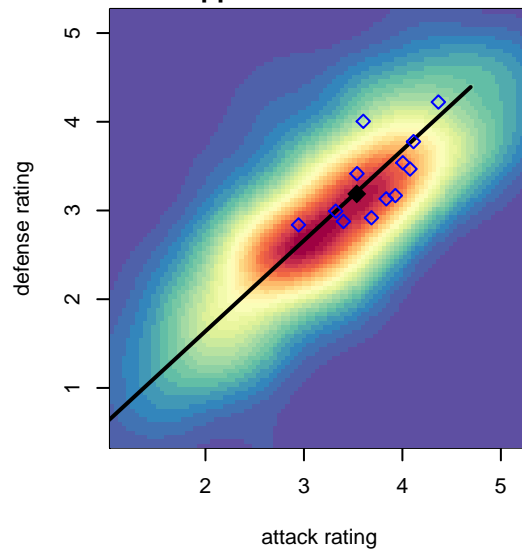
Venues played:
2014 SCDL FI1 U17



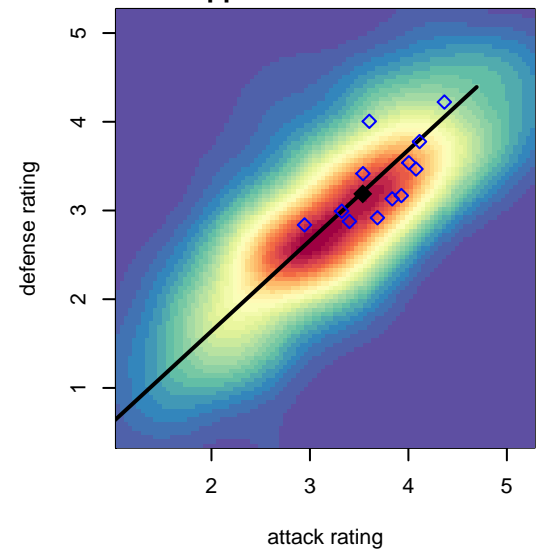
**attack and defense variance (black dot)
relative to other teams
and top 10 in region**



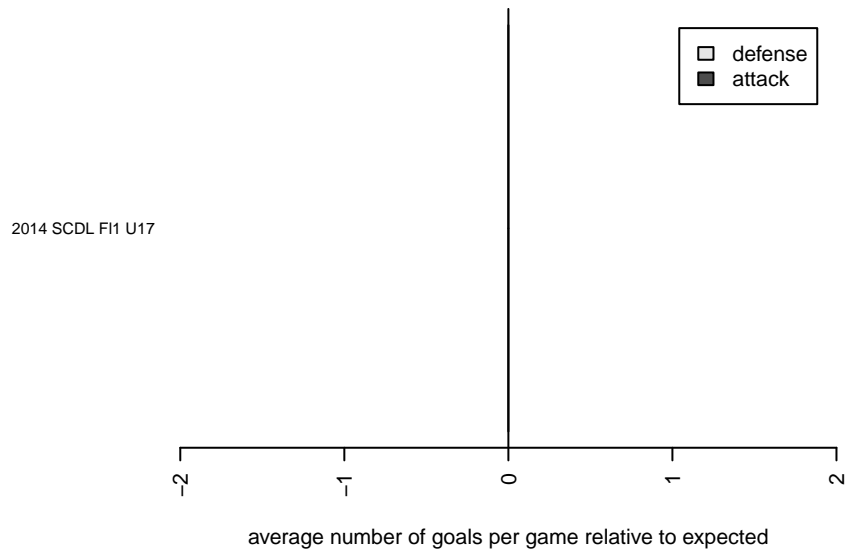
**attack and defense rating
relative to others at age
and all opponents in last 13 months**



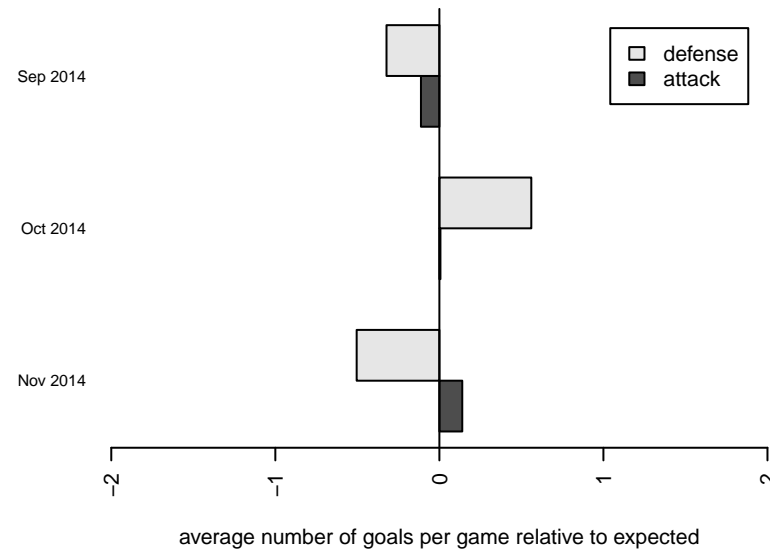
**attack and defense rating
relative to others at age
and all opponents in last 13 months**



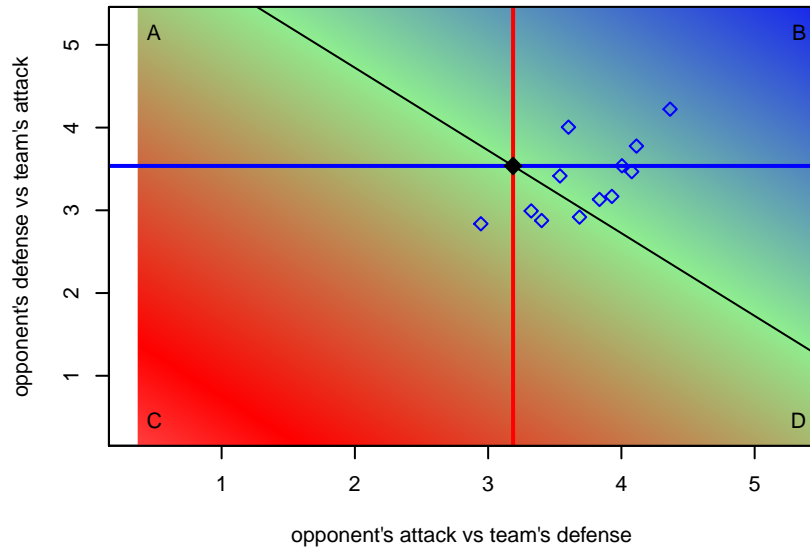
Performance relative to 13 month average



Performance relative to 13 month average



Distribution of opponents
 Red = Lose zone, Blue = Win zone, Green = Even
 Black line separates win/lose zones



lot. A=Neither has attack advantage, B=Opponent has both attack and defense advantage, C=Opponent has both attack and defense disadvantage, D=Both have

date	home		away		venue	pred.home	pred.away
2014-11-22	Pateadores Academy B97	2	Nomads SC B97	2	2014 SCDL FI1 U17	1.49	0.60
2014-11-15	LA Galaxy South Bay Navy B97	2	Nomads SC B97	1	2014 SCDL FI1 U17	2.21	0.96
2014-11-01	Pateadores MV B97	2	Nomads SC B97	1	2014 SCDL FI1 U17	0.79	2.02
2014-10-19	Strikers FC Irvine B97	1	Nomads SC B97	2	2014 SCDL FI1 U17	1.51	1.72
2014-10-12	Real So Cal Academy USSDA 1998B	5	Nomads SC B97	1	2014 SCDL FI1 U17	2.52	0.76
2014-10-11	San Diego Surf SC Academy I B97	0	Nomads SC B97	1	2014 SCDL FI1 U17	2.38	1.07
2014-10-05	CA Rush Nero B97	1	Nomads SC B97	0	2014 SCDL FI1 U17	1.45	1.01
2014-10-04	Nomads SC B97	2	Sherman Oaks Extreme SC B97	0	2014 SCDL FI1 U17	1.42	1.93
2014-09-27	Slammers FC B97	0	Nomads SC B97	4	2014 SCDL FI1 U17	1.17	1.75
2014-09-21	Del Mar Sharks B97	6	Nomads SC B97	0	2014 SCDL FI1 U17	3.25	0.47
2014-09-20	Strikers FC Mission Viego B97	2	Nomads SC B97	1	2014 SCDL FI1 U17	1.26	1.81
2014-09-06	Nomads SC B97	0	Central California Aztecs B97	1	2014 SCDL FI1 U17	1.42	2.03